



## ANIMALS SUBMITTED by region

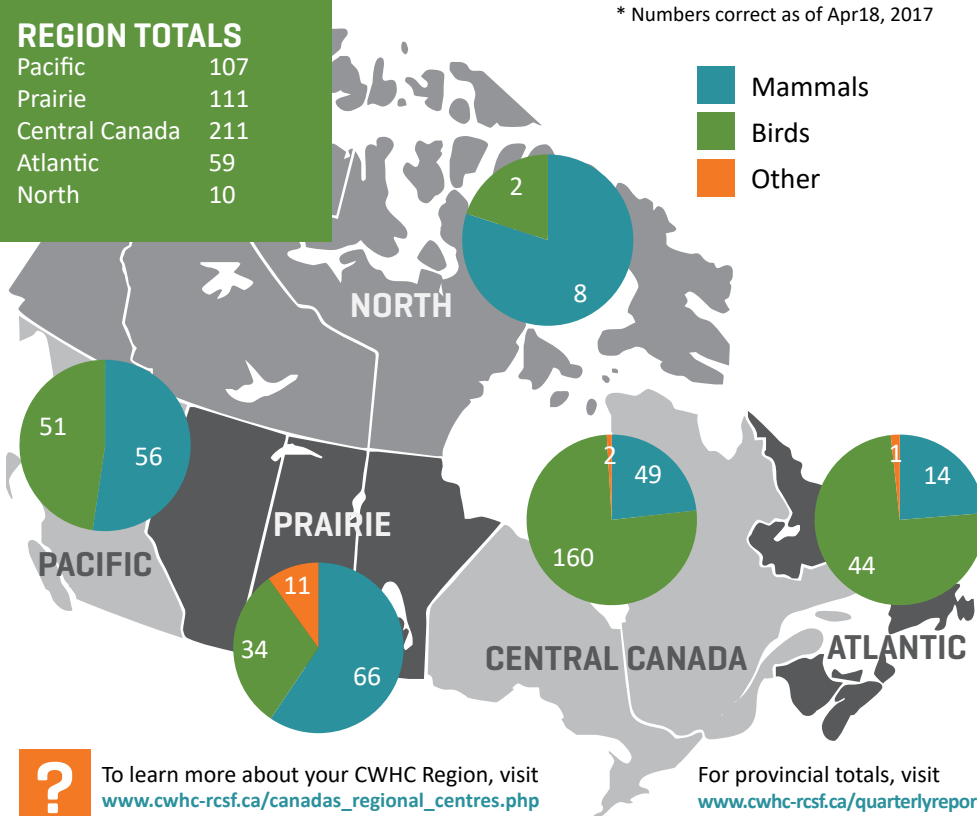
498 ANIMALS TOTAL

\* Numbers correct as of Apr18, 2017

### REGION TOTALS

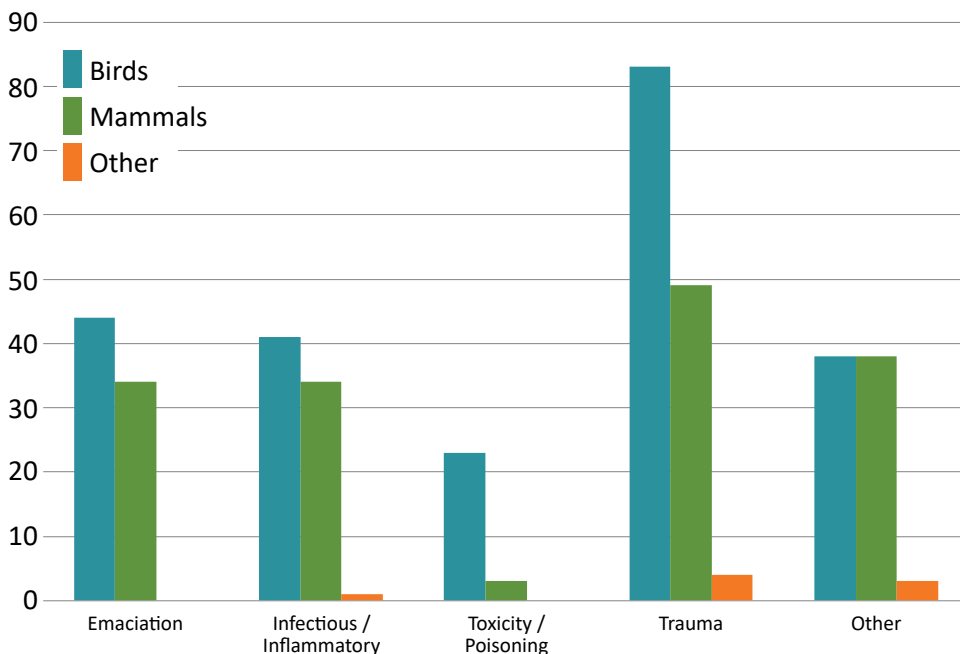
Pacific	107
Prairie	111
Central Canada	211
Atlantic	59
North	10

Mammals  
Birds  
Other



To learn more about your CWHC Region, visit [www.cwhc-rcsf.ca/canadas\\_regional\\_centres.php](http://www.cwhc-rcsf.ca/canadas_regional_centres.php)  
For provincial totals, visit [www.cwhc-rcsf.ca/quarterlyreport](http://www.cwhc-rcsf.ca/quarterlyreport)

## CAUSE OF DEATH category



**PLEASE NOTE:** An additional 103 cases submitted to CWHC in this quarter are still pending cause of death determination; 67 birds, 30 mammals, and 6 other species. 'Other' diagnoses include neoplastic, metabolic, and degenerative diseases as well as those cases where no cause of death could be determined.

## SELECTED disease counts

### RABIES

Examined	117
Positive	1

### WHITE NOSE SYNDROME

Examined	26
Positive	2

### AVIAN INFLUENZA

Examined	323
Positive	10

**PLEASE NOTE:**

The AI viruses detected were of low-pathogenicity and North-American lineage. Both live bird samples and dead animal submissions are included.

### CHRONIC WASTING DISEASE

Examined	387
Positive	0

### BOVINE TUBERCULOSIS

Examined	98
Positive	0

### CANINE DISTEMPER

Examined	43
Positive	3

**PLEASE NOTE:** The cases reported above represent the data that are currently available in the CWHC database and should be considered preliminary. These data do not include all diagnostic testing for the selected pathogens carried out in Canada; additional testing is performed by other agencies and organisations. Examined refers to any candidate species for this disease. Testing is not always performed, unless the disease is suspected during necropsy or histological examination. Numbers are correct as of April 18, 2017.

For more information visit [www.cwhc-rcsf.ca/quarterlyreport](http://www.cwhc-rcsf.ca/quarterlyreport)



## HIGHLIGHTS

### White nose syndrome surveillance

The CWHC's national white nose syndrome surveillance continues to monitor for the presence of the fungal pathogen *Pseudogymnoascus destructans (Pd)* in hibernating bats. Between January 1 and March 31st 2017 a total of 13 bats have been examined from across Canada. Of the specimens tested one bat in Saskatchewan has tested negative and two have tested positive in Ontario. These positive test results from Ontario have identified the presence of WNS in a county where it had not previously been observed. The remaining specimens from New Brunswick, PEI, and Saskatchewan are pending results. To be considered positive for white nose syndrome bats must exhibit histologic lesions and *Pd* must be identified through PCR techniques or through fungal culture.

Read more about our WNS program and the disease itself  
[www.cwhc-rcsf.ca/wns](http://www.cwhc-rcsf.ca/wns)

## FEATURED project

### DISSECTING ANIMAL HEALTH

In February 2017, the Western/Northern and Atlantic Regional Centres conducted necropsy courses at the Western College of Veterinary Medicine at the University of Saskatchewan, and at the Atlantic Veterinary College at the University of PEI, respectively. These courses utilized specimens of opportunity in order to teach general anatomy, proper necropsy techniques, and indicators of animal health.


The course conducted by our Western/Northern centre was intended to teach government conservation officers and biologists from the Ministry of Environment and Parks Canada. Our Atlantic centre conducted a course focused on teaching students from the Wildlife Conservation Technology course at Holland College in PEI.

These hands on courses help train our partners operating in the field and educate students who may one day become wildlife health and conservation specialists.

These courses help inform our existing and future partners about wildlife health issues and provide them with training in conducting important health assessments of wild animals found dead.



## WILDLIFE HEALTH tracker



### Crows in the Snow

Since 2004 there have been observations of crows on their winter roosts in Ontario dying from necrotizing enteritis and splenitis caused by Reovirus.



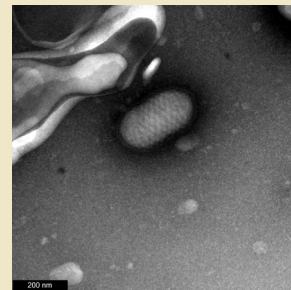
### Unknowns of the Arctic

A mass die-off of caribou observed in Nunavut in 2016 has sparked interest in *Erysipelothrix rhusiopathiae* as a pathogen of importance to animal health in the north.



### The Canadian Wild Pig Project

In February 2017, a team from CWHC Western/Northern and Alberta regional centres collaborated with Dr. Ryan Brook on the Canadian Wild Pig Project, in order to examine the health of wild pigs in Saskatchewan.



### BC Bighorn Sheep

In February 2017 a female bighorn sheep in BC was euthanized after exhibiting unusual behavior and showing signs of infection. Post-mortem examination found the animal was suffering from an infection from ovine Parapoxvirus.

For more information, click the image, or visit  
[www.cwhc-rcsf.ca/quarterlyreport](http://www.cwhc-rcsf.ca/quarterlyreport)

CREATING A WORLD  
THAT IS SAFE AND SUSTAINABLE  
FOR WILDLIFE AND SOCIETY

